

INTEGRITY
RELIABILITY
RESPECT
COMMITMENT
TRANSPARENCY
INNOVATION
SUSTAINABILITY
COLLECTION TEAM
HONESTY
VISION
RESPONSIBILITY

STILES CERAMIC FLOOR
SLAB
THICKNESS
PORCELAIN
TEXTURES
HONESTY
HARD WORK
VALUE
RESPONSIBILITY

LUMINA TILE



**Standard & Normal
Wooden Pallets
Packaging Details**

www.luminatile.com

EXPORT PALLETS PACKING DETAILS

Standard & Normal Wooden Pallets Packing Details

| Container Type | Size(cm) 9 mm Thickness | Pcs/ Box | Sqm./ Box | Approx Weight/ Box(Kgs.) | Pallet Dimensions | Pallets | Box/Pallet | Total Boxes | Total SQM | Net Weight (Kgs.) | Approx Pallet Weight (Kgs.) | Approx Total Pallet Weight (Kgs.) | Approx Total Weight (Kgs.) |
|----------------------|-------------------------------|-------------|--------------|--------------------------------|-----------------------|----------|-----------------------|----------------|-----------|-------------------------|--------------------------------------|--|---|
| 20 Feet Container | 30x60 | 8 | 1.44 | 27.50 | 37" x 44" | 24 | 40 | 960 | 1382.40 | 26400 | 35 | 840 | 27240 |
| | 60x60 | 4 | 1.44 | 27.00 | 37" x 44" | 24 | 42 | 1008 | 1451.52 | 27216 | 30 | 720 | 27936 |
| | 60x120 | 2 | 1.44 | 28-29 | (37"x44") (24"x48") | (12) (7) | (62) (30) | 954 | 1373.76 | 27189 | (35)(20) | (420)(140) | 27749 |
| | 80x80 | 3 | 1.92 | 37-38 | 44" x 44" | 20 | 34 | 680 | 1305.60 | 25840 | 30 | 600 | 26440 |
| | 80x160 | 2 | 2.56 | 52-53 | (44"x45") (32"x64") | (10) (6) | (44) (12) | 512 | 1310.72 | 26880 | (35)(30) | (350)(180) | 27410 |
| | 120x120 | 2 | 2.88 | 59-60 | (29.5"x48") (48"x48") | (13) (4) | (28) (20) | 444 | 1278.72 | 26640 | (55)(35) | (715)(140) | 27495 |
| 40 Feet Container | 120x180 | 2 | 4.32 | 87.00 | 77"x29.5"x54" | 12 | 26(Iron Frame) | 312 | 1347.84 | 27144 | 53 | 636 | 27780 |
| | 120x240 | 1 | 2.88 | 60-61 | 100" x 29.5" x 54" | 12 | 36(Iron Frame) | 432 | 1244.16 | 26352 | 84 | 1008 | 27360 |

Euro Pallets Packing Details

| Container Type | Size(cm) | Pcs/ Box | Sqm./ Box | Approx Weight/ Box(Kgs.) | Pallet Dimensions | Pallets | Box/Pallet | Total Boxes | Total SQM | Approx Total Weight (Kgs.) |
|----------------------|---------------|-------------|--------------|--------------------------------|-------------------|----------|------------|----------------|-----------|---------------------------------------|
| 20 Feet Container | 60x120 | 2 | 1.44 | 28-29 | 32" x 48" | (11) (8) | (52) (32) | 828 | 1192.32 | 24926 |
| | 80x80 | 3 | 1.92 | 36-38 | 32" x 48" | 22 | 32 | 704 | 1351.68 | 27252 |



30X60CM



Pallet Type:

Wood Base Pallet

Size:

(37" x 44")

Weight:

25-35Kg.

For 30x60cm Tiles

Empty Pallet (37" x 44")



LUMINA TILE



Pallet Packaging Detail :

- Thickness :** 09MM
- Area/Box :** 1.44 Sq. Mtr.
- Pcs/Box :** 08 Pcs.
- Box/Pallet :** 40 Box
- Box Wt. :** 27.5 Kgs.
- Total Pallet Wt. :** 1135Kgs.

For 30x60cm Tiles

Pallet with Box (37" x 44")



LUMINA TILE



Container Packaging Details

Total Pallets : 24
Total Box : 960
Net Wt. : 26400Kgs.
Gross Wt. : 27240Kgs.
Total Sq. Mtr. : 1382.4Sq. Mtr.

Pallet Layer

| | | | | | |
|----|----|----|----|----|----|
| 13 | 14 | 15 | 16 | 17 | 18 |
| 01 | 02 | 03 | 04 | 05 | 06 |
| 19 | 20 | 20 | 22 | 23 | 24 |
| 07 | 08 | 09 | 10 | 11 | 12 |

For 30x60cm Tiles
20 Feet Container



60X60CM



Pallet Type:

Wood Base Pallet

Size:

(37" x 44")

Weight:

47.25Kg.

For 60x60cm Tiles

Empty Pallet (37" x 44")



LUMINA TILE



Pallet Packaging Detail :

- Thickness :** 09MM
- Area/Box :** 1.44 Sq. Mtr.
- Pcs/Box :** 04 Pcs.
- Box/Pallet :** 42 Box
- Box Wt. :** 27.00Kgs.
- Total Pallet Wt. :** 1181.25Kgs.

For 60x60cm Tiles

Pallet with Box (37" x 44")



LUMINA TILE



Container Packaging Details

Total Pallets : 24
Total Box : 1008
Net Wt. : 27216Kgs.
Gross Wt. : 27866Kgs.
Total Sq. Mtr. : 1451.52Sq. Mtr.

Pallet Layer

| | | | | | |
|----|----|----|----|----|----|
| 13 | 14 | 15 | 16 | 17 | 18 |
| 01 | 02 | 03 | 04 | 05 | 06 |
| 19 | 20 | 20 | 22 | 23 | 24 |
| 07 | 08 | 09 | 10 | 11 | 12 |

For 60x60cm Tiles
20 Feet Container

A central rectangular area filled with a marbled paper pattern, featuring swirling veins of light blue, grey, and white. This central area is framed by a thin black border and is surrounded by four trapezoidal shapes that appear to be flaps or tabs of the paper, extending outwards.

60X120CM



Pallet Type:

Wood Base Pallet

Size:

(37" x 44")

Weight:

25-35Kg.

For 60x120cm Tiles

Empty Pallet (37" x 44")



LUMINA TILE



Pallet Packaging Detail :

- Thickness :** 09MM
- Area/Box :** 1.44 Sq. Mtr.
- Pcs/Box :** 02 Pcs.
- Box/Pallet :** 62 Box
- Box Wt. :** 28-29Kgs.
- Total Pallet Wt. :** 1802Kgs.

For 60x120cm Tiles

Pallet with Box (37" x 44")



Pallet Packaging Detail :

- Thickness :** 09MM
- Area/Box :** 1.44 Sq. Mtr.
- Pcs/Box :** 02 Pcs.
- Box/Pallet :** 30 Box
- Box Wt. :** 28-29Kgs.
- Total Pallet Wt. :** 875Kgs.

For 60x120cm Tiles

Pallet with Box (24" x 48")

The image features a white background with several overlapping, light gray geometric shapes, primarily triangles and quadrilaterals, creating a complex, abstract pattern. In the center, there is a stack of three square tiles with a natural stone or marble texture in shades of beige and brown. Overlaid on this stack is the text "80X80CM" in a bold, dark blue font with a white outline.

80X80CM



Pallet Type:

Wood Base Pallet

Size:

(44" x 44")

Weight:

30Kg.

For 80x80cm Tiles

Empty Pallet (44" x 44")

A decorative graphic featuring a diamond-shaped arrangement of three vertical panels of marble. The top panel is brown and tan, the middle panel is blue and tan, and the bottom panel is blue and tan. The panels are set against a background of a light gray geometric pattern of overlapping diamonds.

80X160CM



Pallet Type:
Wood Base Pallet

Size:
(44" x 45")

Weight:
25-35 Kg.

For 80x160cm Tiles

Empty Pallet (44" x 45")



Pallet Packaging Detail :

- Thickness :** 09MM
- Area/Box :** 2.56Sq. Mtr.
- Pcs/Box :** 02Pcs.
- Box/Pallet :** 44Box
- Box Wt. :** 52-53Kgs.
- Total Pallet Wt. :** 2345Kgs.

For 80x160cm Tiles

Pallet with Box (44" x 45")



Pallet Packaging Detail :

- Thickness :** 09MM
- Area/Box :** 2.56Sq. Mtr.
- Pcs/Box :** 02Pcs.
- Box/Pallet :** 12Box
- Box Wt. :** 52-53Kgs.
- Total Pallet Wt. :** 660Kgs.

For 80x160cm Tiles

Pallet with Box (32" x 64")



LUMINA TILE



Container Packaging Details

Total Pallets : 16
Total Box : 512
Net Wt. : 26880Kgs.
Gross Wt. : 27410Kgs.
Total Sq. Mtr. : 1310.72Sq. Mtr.

Pallet Layer

| | | | | |
|----|----|----|----|----|
| 01 | 03 | 05 | 07 | 09 |
| | 11 | 13 | 15 | |
| | 12 | 14 | 16 | |
| 02 | 04 | 06 | 08 | 10 |

Pallet (44" x 44") = 10 Box = 440
 Pallet (32" x 64") = 06 Box = 72
 Total Pallet = 16 Total Box = 512

For 80x160cm Tiles
20 Feet Container



120X120CM



Pallet Type:

Wood Base Pallet + Iron T Pallet

Size:

(29.5" x 49")

Weight:

55 Kg.

For 120x120cm Tiles

Empty Pallet (29.5" x 49")



Pallet Packaging Detail :

- Thickness :** 09MM
- Area/Box :** 2.88 Sq. Mtr.
- Pcs/Box :** 02 Pcs.
- Box/Pallet :** 28 Box
- Box Wt. :** 59-60Kgs.
- Total Pallet Wt. :** 1735Kgs.

For 120x120cm Tiles

Pallet with Box (29.5" x 49")



Pallet Type:

Wood Base Pallet

Size:


(48" x 48")

Weight:

35 Kg.

For 120x120cm Tiles

Empty Pallet (48" x 48")



Pallet Packaging Detail :

- Thickness :** 09MM
- Area/Box :** 2.88 Sq. Mtr
- Pcs/Box :** 02 Pcs.
- Box/Pallet :** 20 Box
- Box Wt. :** 59-60Kgs.
- Total Pallet Wt. :** 1235Kgs.

For 120x120cm Tiles

Pallet with Box (48" x 48")



LUMINA TILE



Container Packaging Details


- Total Pallets :** 17
- Total Box :** 444
- Net Wt. :** 26640Kgs.
- Gross Wt. :** 27495Kgs.
- Total Sq. Mtr. :** 1278.72Sq. Mtr.

Pallet Layer


| | | | | |
|----|----|----|----|----|
| 03 | 06 | 09 | 12 | 13 |
| 02 | 15 | 08 | 11 | |
| 14 | 05 | 16 | 10 | |
| 01 | 04 | 07 | 10 | |

Pallet (29.5" x 49") = 13 Box = 364
 Pallet (48" x 48") = 04 Box = 80
 Total Pallet = 17 Total Box = 444

For 120x120cm Tiles
20 Feet Container



120X180CM



Pallet Packaging Detail :


- Thickness :** 09MM
- Area/Box :** 4.32 Sq. Mtr.
- Pcs/Box :** 02 Pcs.
- Box/Pallet :** 26 Box
- Box Wt. :** 87Kgs.
- Total Pallet Wt. :** 2314Kgs.

For 120x180cm Tiles

Iron Frame with Box



LUMINA TILE



Container Packaging Details

- Total Pallets :** 12
- Total Box :** 312
- Net Wt. :** 27144Kgs.
- Gross Wt. :** 27768Kgs.
- Total Sq. Mtr. :** 1347.84Sq. Mtr.

Pallet Layer

| | | | |
|----|----|----|----|
| 03 | 06 | 09 | 12 |
| 02 | 05 | 08 | 11 |
| 01 | 04 | 07 | 10 |

For 120x180cm Tiles
40 Feet Container



120X240CM



Pallet Packaging Detail :

- Thickness :** 09MM
- Area/Box :** 2.88 Sq. Mtr.
- Pcs/Box :** 01 Pcs.
- Box/Pallet :** 36 Box
- Box Wt. :** 60-61Kgs.
- Total Pallet Wt. :** 2283Kgs.

For 120x240cm Tiles

Iron Frame with Box



LUMINA TILE

Container Packaging Details

Total Pallets : 12
Total Box : 432
Net Wt. : 26352Kgs.
Gross Wt. : 27360Kgs.
Total Sq. Mtr. : 1244.16Sq. Mtr.

Pallet Layer

| | | | |
|----|----|----|----|
| 03 | 06 | 09 | 12 |
| 02 | 05 | 08 | 11 |
| 01 | 04 | 07 | 10 |



For 120x240cm Tiles
40 Feet Container



Office Address:

Office No. 914, The Spire, 150 Ft Ring Road,
Rajkot-360004 Gujarat India

www.luminatile.com | export@luminatile.com